

ROBO is the first robotics and automation ETF to market, providing investors access to rapidly evolving robotics, automation and artificial intelligence (AI) companies. These companies produce enabling technologies and applications that have the potential to be a driving force of change and propel global economic growth and productivity.

Why ROBO?

1. Global Exposure to the value chain of Robotics, Automation and Artificial Intelligence companies, across 14 countries in developed and emerging markets.

2. Multi-cap fund providing diversified access to large cap, midcap and small cap companies with minimal overlap with broad market indices.

3. Industry Experts ⁽¹⁾ specializing in Robotics, Automation and Artificial Intelligence whose mission is to identify and define the universe of robotic and automation for investors.

Key Facts

Fund Launch Date	10/21/2013
Assets Under Management (million USD)	1,212.33
Benchmark Index	ROBO Global® Robotics & Automation Index
Number of Equity Holdings	89
Expense Ratio	95 bps
Rebalance Frequency	Quarterly
Ticker	ROBO
CUSIP	301505707
Exchange	NYSE Arca

Fund Characteristics

Beta vs. S&P	0.74
Beta vs. ACWI	1.23
Standard Deviation	17.79%
Sharpe Ratio	-1.30
Price to Earnings	20.11
Price to Book	2.96

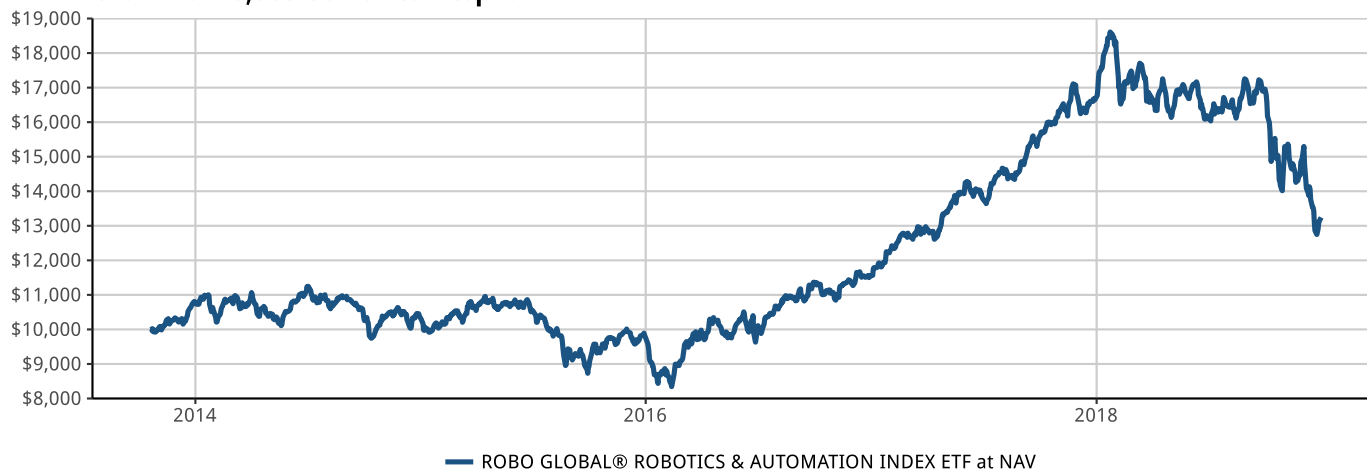
Performance as of 12/31/2018

	Curr. Qtr	YTD	1 YR	5 YR*	SI*
ROBO @ NAV	-22%	-20.7%	-20.7%	3.91%	5.32%
ROBO @ Mkt Price	-22.2%	-21.2%	-21.2%	3.56%	5.22%
ROBO Global Index	-21.7%	-20.3%	-20.3%	5.36%	6.79%

* annualized

The performance data quoted represents past performance and does not guarantee future results. Investment return and principal value of an investment will fluctuate so that an investor's shares, when sold or redeemed, may be worth more or less than their original costs. Current performance may be higher or lower than the performance quoted. For performance data current to the most recent month end, please call 1-855-456-7626 or visit www.roboglobal.com.

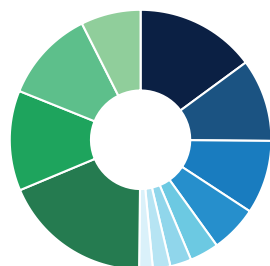
Growth of 10,000 USD since inception



The Hypothetical Growth of \$ 10,000 chart reflects a hypothetical \$10,000 investment and assumes reinvestment of dividends and capital gains. Fund expenses, including management fees and other expenses were deducted.

Market price returns are based upon the midpoint of the bid/ask spread at 4:00 Eastern Time and do not represent the returns you would receive if your traded shares at another times.

ROBO Global® Industry Classification



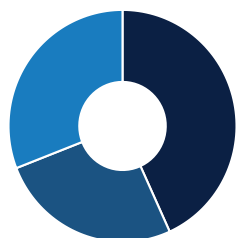
Application	50%
Manufacturing & Ind.	15%
Healthcare	10%
Logistics Automation	9%
Food & Agriculture	6%
3D Printing	4%
Security	3%
Energy	2%
Consumer Products	2%
Technologies	50%
Computing, Processing, & AI	19%
Actuation	12%
Sensing	12%
Integration	7%

Top Holdings

FLIR SYSTEMS INC	1.83%
BROOKS AUTOMATION INC	1.82%
INTUITIVE SURGICAL INC	1.78%
AEROVIRONMENT INC	1.77%
FANUC CORP	1.77%
ZEBRA TECHNOLOGIES CORP	1.76%
HIWIN TECHNOLOGIES CORP	1.75%
KEYENCE CORP	1.72%
KRONES AG	1.72%
COGNEX CORP	1.71%
Total	17.65%

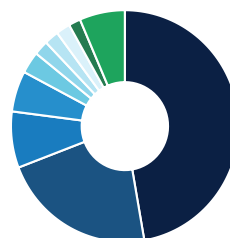
Subject to change. Current and future holdings subject to risk.

Market Capitalization Breakdown



Large-Cap	26%
Mid-Cap	43%
Small-Cap	31%

Geographic Breakdown



United States	47%
Japan	22%
Germany	8%
Taiwan, Province of China	6%
Switzerland	3%
France	2%
United Kingdom	2%
Sweden	2%
China	2%
Others	6%

GLOSSARY

Experts ⁽¹⁾ Through the expertise of its leadership team and strategic advisors, including 7 PhDs in the fields of engineering and robotics, ROBO Global® searches worldwide to find cutting-edge companies deploying robotic, automation and artificial intelligence solutions to industries and people. By defining the ecosystem, they are able to track the global growth of the industry.

S&P 500 is an equities index generally considered to be a benchmark for the US equities market. It is comprised of the 500 largest companies having common stock listed on the NYSE or NASDAQ.

ACWI The MSCI All Country World Index is a global index generally considered to be a broad measure of equity-market performance throughout the world.

Beta is a measure of the volatility of a portfolio in comparison to the market as a whole.

Standard Deviation is a measure used to quantify the amount of variation in a set of data values.

Sharpe Ratio is a risk-adjusted measure that calculates excess performance with respect to the risk free rate, per unit of volatility over time.

Beta, Standard Deviation and Sharpe ratio are calculated on the last 52 weeks.

DISCLAIMER

Carefully consider the Fund's investment objectives, risk factors, charges and expenses before investing. This and additional information can be found on the Fund's full or summary prospectus, which may be obtained at www.roboglobal.etfs.com. Read the prospectus carefully before investing.

Exchange Traded Concepts, LLC serves as the investment advisor, and Vident Investment Advisory, LLC serves as a sub advisor to the Fund. The Funds are distributed by SEI Investments Distribution Co. (SIDCO), which is not affiliated with Exchange Traded Concepts, LLC or any of its affiliates.

Investing involves risk, including the possible loss of principal. International investments may also involve risk from unfavorable fluctuations in currency values, differences in generally accepted accounting principles, and from economic or political instability. Emerging markets involve heightened risks related to the same factors as well as increased volatility and lower trading volume. Narrowly focused investments and investments in smaller companies typically exhibit higher volatility. There is no guarantee the fund will achieve its stated objective. These risks associated with investments in Robotics and Automation Companies include, but are not limited to, small or limited markets for such securities, changes in business cycles, world economic growth, technological progress, rapid obsolescence, and government regulation. Robotics and Automation Companies, especially smaller, start-up companies, tend to be more volatile than securities of companies that do not rely heavily on technology. Rapid change to technologies that affect a company's products could have a material adverse effect on such company's operating results. Robotics and Automation Companies may rely on a combination of patents, copyrights, trademarks and trade secret laws to establish and protect their proprietary rights in their products and technologies. There can be no assurance that the steps taken by these companies to protect their proprietary rights will be adequate to prevent the misappropriation of their technology or that competitors will not independently develop technologies that are substantially equivalent or superior to such companies' technology.