

The convergence of robotics, machine intelligence and life sciences has enabled breakthrough advances that should profoundly transform the healthcare industry, offering a potential opportunity to investors over the next decade. The **HTEC** ETF provides global exposure to companies leading the healthcare technology revolution, across diagnostics, robotics, genomics, precision and regenerative medicine, lab automation, instruments, data analytics and telehealth.

Why HTEC ?

- 1. Diversified Exposure** to the value chain of healthcare technologies and life sciences companies, across 9 subsectors positioned for market growth.
- 2. Multi-cap** fund providing diversified access to large cap, midcap and small cap companies with minimal overlap with broad market indices.
- 3. Industry Experts** ⁽¹⁾ specializing in Robotics, Artificial Intelligence, and Healthcare Technologies whose mission is to define and identify the universe of healthcare innovation for investors.

Key Facts

Fund Launch Date	6/24/2019
Assets Under Management (million USD)	25.35
Benchmark Index	ROBO Global® Healthcare Technology and Innovation Index
Number of Equity Holdings	84
Expense Ratio (Gross / Net*)	0.80% / 0.68%
Rebalance Frequency	Quarterly
Ticker	HTEC
CUSIP	301505723
Exchange	NYSE Arca

* The advisor has contractually agreed to waive fees through August 31, 2020

Fund Characteristics

Beta vs. S&P	0.82
Beta vs. ACWI	1.02
Standard Deviation	30.13%
Sharpe Ratio	0.80
Price to Earnings	39.06
Price to Book	5.89

Performance as of 06/30/2020

	Curr. Qtr	YTD	1 YR	SI
HTEC @ NAV	30.72%	16.14%	23.87%	26.47%
HTEC @ Mkt Price	30.92%	15.60%	23.13%	26.02%
ROBO Global HTEC Index	31.11%	16.65%	24.87%	27.49%

Past performance does not guarantee future results. The performance data quoted represents past performance and current returns may be lower or higher. Market conditions that lead to higher returns may not continue and there can be no assurance that performance will be repeated in the future. Investment return and principal value of an investment will fluctuate so that an investor's shares, when sold or redeemed, may be worth more or less than their original costs. For performance data current to the most recent month end, please call 1-855-456-7626 or visit www.roboglobletfs.com. (SI) since inception

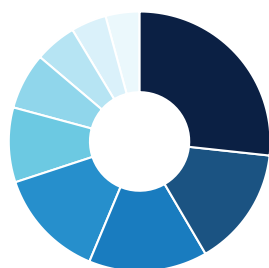
Growth of 10,000 USD since inception



The Hypothetical Growth of \$ 10,000 chart reflects a hypothetical \$10,000 investment and assumes reinvestment of dividends and capital gains. Fund expenses, including management fees and other expenses were deducted.

Market price returns are based upon the midpoint of the bid/ask spread at 4:00 Eastern Time and do not represent the returns you would receive if your traded shares at another times.

ROBO Global® Industry Classification



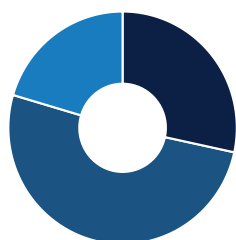
Medical Instruments	27%
Precision Medicine	15%
Diagnostics	15%
Process Automation	14%
Genomics	9%
Data Analytics	7%
Robotics	5%
Telehealth	4%
Regenerative Medicine	4%

Top Holdings

INVITAE CORP	1.97%
STAAR SURGICAL CO	1.90%
NATERA INC	1.82%
QUIDEL CORP	1.80%
NUANCE COMMUNICATIONS INC	1.66%
PING AN HEALTHCARE AND TECHNOLOGY CO LTD	1.66%
CELLECTIS SA	1.61%
INSULET CORP	1.61%
ILLUMINA INC	1.55%
NEOGENOMICS INC	1.53%
Total	17.12%

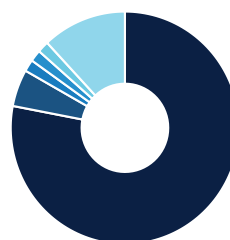
Subject to change. Current and future holdings subject to risk.

Market Capitalization Breakdown



Large-Cap	51%
Mid-Cap	28%
Small-Cap	20%

Geographic Breakdown



United States	78%
Switzerland	5%
China	2%
United Kingdom	2%
France	2%
Others	12%

GLOSSARY

Industry Experts ⁽¹⁾ Through the expertise of its leadership team and strategic advisors, including 7 PhDs in the fields of engineering and robotics, ROBO Global® searches worldwide to find cutting-edge companies deploying robotic, automation, artificial intelligence, and healthcare technology solutions to industries and people. By defining the ecosystem, they are able to track the global growth of the industry.

S&P 500 is an equities index generally considered to be a benchmark for the US equities market. It is comprised of the 500 largest companies having common stock listed on the NYSE or NASDAQ.

ACWI The MSCI All Country World Index is a global index generally considered to be a broad measure of equity-market performance throughout the world.

Beta is a measure of the volatility of a portfolio in comparison to the market as a whole.

Standard Deviation is a measure used to quantify the amount of variation in a set of data values.

Sharpe Ratio is a risk-adjusted measure that calculates excess performance with respect to the risk free rate, per unit of volatility over time.

Beta, Standard Deviation and Sharpe ratio are calculated on the last 36 months.

DISCLOSURES

Carefully consider the Fund's investment objectives, risk factors, charges and expenses before investing. This and additional information can be found on the Fund's full or summary prospectus, which may be obtained at www.roboglobal.etfs.com. Read the prospectus carefully before investing.

Exchange Traded Concepts, LLC serves as the investment advisor to the Fund. The Funds are distributed by SEI Investments Distribution Co. (SIDCO), which is not affiliated with Exchange Traded Concepts, LLC or any of its affiliates.

Investing involves risk, including the possible loss of principal. Narrowly focused investments and investments in smaller companies typically exhibit higher volatility. International investments may also involve risk from unfavorable fluctuations in currency values, differences in generally accepted accounting principles, and from economic or political instability. Emerging markets involve heightened risks related to the same factors as well as increased volatility and lower trading volume. Diversification may not protect against market risk. Indices are unmanaged. One cannot invest directly in an index. There is no guarantee the fund will achieve its stated objective.

The Fund invests primarily in the equity securities of Medical Technology Companies and, as such, is particularly sensitive to risks to those types of companies. These risks include, but are not limited to, small or limited markets for such securities, changes in business cycles, world economic growth, technological progress, rapid obsolescence, and government regulation.